

MASTERFLEX[®]

MASTERFLEX[®] L/S[®] SERIES PRECISION PUMP DRIVES



Quick Start **Guide**

1



2



3



Product Accessories

07528-80

Handheld Remote Controller

77595-35

Footswitch DB-9

07595-45

Connector, DB-9 External Control

07595-47

Cable, Remote Control DB-9, 25 FT.






07523-98

Bail, Tilt





Replacement Cord/Plug Sets Ordering Information

Catalog Number	Description	Catalog Number	Description	Catalog Number	Description
50001-60	Australia	50001-69	Israel	50001-76	Italy
50001-62	Denmark	50001-70	Europe	50001-78	U.S. 230V
50001-64	India	50001-72	England	—	—
50001-68	U.S. STD. 115V	50001-74	Switzerland	—	—


SAFETY PRECAUTIONS


-  **DANGER:** Remove power from the pump before any cleaning operation is started.
-  **WARNING:** Remove power from the pump before attempting any maintenance.
-  **WARNINGS:** Tubing breakage may result in fluid being sprayed from pump. Use appropriate measures to protect operator and equipment.
Turn Pump System off before removing or installing tubing. Fingers or loose clothing could be caught in drive mechanism.
-  **CAUTIONS:** When changing flow direction, allow the pump to come to a complete stop before starting again. Failure to do so could cause permanent damage to the motor.
Replace the fuse only with one of the same type and rating. The fuse rating and type are stated on the rear panel.
-  **CAUTIONS:** To avoid electrical shock, the power cord protective grounding conductor must be connected to ground. Not for operation in wet locations as defined by EN61010-1.
If the product is not used in a manner specified in the instructions, the protection provided by the equipment may be impaired.

Explanation of Symbols

-  **CAUTION:** Risk of Danger. Consult Operator's manual for nature of hazard and corrective actions.
-  **CAUTION:** Risk of crushing. Keep fingers away from rotor while pump is in operation. Stop pump before loading or unloading tubing.
-  **CAUTION:** Hot Surface. Do not touch.
-  **CAUTION:** Risk of electric shock. Consult Operator's manual for nature of hazard and corrective actions.

WARNING: Product Use Limitation

-  **This product is not designed for, nor intended for use in patient connected applications; including, but not limited to, medical and dental use, and accordingly has not been submitted for FDA approval.**
This product is not designed for, nor intended for use in hazardous duty areas as defined by ATEX or the NEC (National Electrical Code); including, but not limited to use with flammable liquids. Consult the factory for products suitable for these types of applications.



DB9 Pin No.	Description
1	Speed Control Voltage Input (0-10V) (+) input
2	Speed Control Current Input (4-20mA) (+) input
3	Speed Control Input Reference Commo
4	Local/Remote Speed Control
5	Local/Remote Speed Control Reference
6	Start/Stop and CW/CCW Reference
7	Start/Stop (+) Control
8	CW/CCW
9	Chassis (Earth) Ground

CE EN809 MACH. DIR.
EN61010-1 L.V. DIR.
EN61326-1 EMC DIR.
EN60529 / IEC 60034-5



2 year warranty



07528-10 600 rpm max.
07528-20 300 rpm max.
07528-30 100 rpm max.



+0C, +32F

+40C, +104F



70 dba @ 1M



6.9kg/15.2 lbs



-25C, -13F

+65C, +149F

L/S High Pressure Pump System 77914-10



L/S Precision Pump System with Easy-Load® II Pump Head 77916-20

L/S Precision Pump System with Easy-Load® 3 Pump Head 77916-10

MASTERFLEX®

US & Canada only

Toll Free 1-800-MASTERFLEX | 1-800-637-3739

Outside US & Canada

1-847-381-7050

***EN809 manufactured by:**

Masterflex LLC

28W092 Commercial Avenue, Barrington, IL 60010

techinfo@masterflex.com | www.masterflex.com